

Format of holding of specified securities

TARINI ENTERPRISES LIMITED

1. Name of Listed Entity:
2. Scrip Code/Name of Scrip/Class of Security
3. Share Holding Pattern Filed under: Reg. 31(1)(a)/Reg. 31(1)(b)/Reg.31(1)(c)
 - a. If under 31(1)(b) then indicate the report for Quarter ending
 - b. If under 31(1)(c) then indicate date of allotment/extinguishment

30/06/2021

4. **Declaration:** The Listed entity is required to submit the following declaration to the extent of submission of information:-

	Particulars	Yes*	No*
1.	Whether the Listed Entity has issued any partly paid up shares?		No
2.	Whether the Listed Entity has issued any Convertible Securities or Warrants?		No
3.	Whether the Listed Entity has any shares against which depository receipts are issued?		No
4.	Whether the Listed Entity has any shares in locked-in?		No
5.	Whether any shares held by promoters are pledge or otherwise encumbered?		No

** If the Listed Entity selects the option 'No' for the questions above, the columns for the partly paid up shares, Outstanding Convertible Securities/Warrants, depository receipts, locked-in shares, No of shares pledged or otherwise encumbered by promoters, as applicable, shall not be displayed at the time of dissemination on the Stock Exchange website. Also wherever there is 'No' declared by Listed Entity in above table the values will be considered as 'Zero' by default on submission of the format of holding of specified securities.*



5. The tabular format for disclosure of holding of specified securities is as follows:-

Table I - Summary Statement holding of specified securities

Category	Category of shareholder	Nos. of shareholders	No. of fully paid up equity shares held	No. of Partly paid-up equity shares held	No. of shares underlying Depository Receipts	Total nos. shares held	Shareholding as a % of total no. of shares (calculated as per SCRR, 1957) As a % of (A+B+CZ)	Number of Voting Rights held in each class of securities			No. of Shares Underlying Outstanding convertible securities (Including Warrants)	Shareholding as a % assuming full conversion of convertible securities (as a percentage of diluted share capital) As a % of (A+B+CZ)	Number of Locked in shares		Number of Shares pledged or otherwise encumbered		Number of equity shares held in dematerialized form	
								No of Voting Rights		Total as a % of (A+B+C)			No. (a)	As a % of total Shares held (b)	No. (a)	As a % of total Shares held (b)		
								Class:Equity	Class:equity									Total
(I)	(II)	(III)	(IV)	(V)	(VI)	(VII)=(IV)+(V)+(VI)	(VIII)	(IX)			(X)	(XI)=(VII)+(X)	(XII)		(XIII)	(XIV)		
(A)	Promoter & Promoter Group	35	1476185	0		1476185	43.77	1476185		1476185.00	43.77	0	43.77	0		0		963385
(B)	Public	497	1896790	0		1896790	56.23	1896790		1896790.00	56.23	0	56.23	0		0		1418340
(C)	Non Promoter- Non Public					0										0		0
(C1)	Shares underlying DRs	0			0	0		0		0	0.00			0		0		0
(C2)	Shares held by Employee Trusts	0	00	0		0	0.00	00		0	0.00			0		0		0
	Total	532	3372975	0	0	3372975	100.00	3372975	0.00	3372975.00	100.00	0	100.00	0	0.00	0	0.00	2381725



Table II - Statement showing shareholding pattern of the Promoter and Promoter Group

Sl. No.	Category & Name of the Shareholders	PAN	No. of sharehold er	No. of fully paid up equity shares held	Partly paid-up equity shares held	Nos. of shares underlying Depositor's Receipts	Total nos. shares held	Shareholding % calculated as per SCRR, 1957 As a % of (A)+(C)	Number of Voting Rights held in each class of securities			No. of Shares Underlying Outstanding convertible securities (including Warrants)	Shareholding, as a % assuming full conversion of convertible securities (as a percentage of diluted share capital) as a % of A+B+C2	Number of Locked in shares		Number of Shares pledged or otherwise encumbered		Number of equity shares held in dematerialized form	
									No. of Voting Rights		Total as a % of Total Voting rights			No. (a)	As a % of total Shares held (b)	No. (a)	As a % of total share s held (b)		
									Class X	Class Y									
(1)	(2)	(3)	(4)	(5)	(6)	(7)	(8)	(9)	(10)	(11)	(12)	(13)	(14)	(15)	(16)	(17)	(18)		
1	Indian						1476185	43.77	1476185	0	1476185	43.77	0	43.77	0	0.00	0	0.00	963185
(a)	Individual/Hindu Undivided Family		30	1476185	0	0	1476185	43.77	1476185	0	1476185	43.77	0	43.77	0	0.00	0	0.00	172000
	RAJ KUMAR BARDIA	AEBP9160K		277000	0	0	277000	8.21	277000	0	277000	8.21	0	8.21	0	0.00	0	0.00	109695
	ABHAY CHAND BARDIA	AEHP1384F		109695	0	0	109695	3.25	109695	0	109695	3.25	0	3.25	0	0.00	0	0.00	101010
	SARLA BARDIA	AALP84828H		101010	0	0	101010	2.99	101010	0	101010	2.99	0	2.99	0	0.00	0	0.00	90000
	ABHISHEK BARDIA	ALKP84958P		90000	0	0	90000	2.67	90000	0	90000	2.67	0	2.67	0	0.00	0	0.00	85680
	RAVI PRAKASH BARDIA	AEHP83965L		85680	0	0	85680	2.54	85680	0	85680	2.54	0	2.54	0	0.00	0	0.00	69600
	SAMPAT BARDIA	AALP80492L		69600	0	0	69600	2.06	69600	0	69600	2.06	0	2.06	0	0.00	0	0.00	56850
	NIRMALA DEVI BARDIA	ADHP85065D		56850	0	0	56850	1.69	56850	0	56850	1.69	0	1.69	0	0.00	0	0.00	52500
	ROHIT BARDIA	AAPP83575F		52500	0	0	52500	1.56	52500	0	52500	1.56	0	1.56	0	0.00	0	0.00	34800
	SUKHLAL BARDIA	AGWP80284D		52200	0	0	52200	1.55	52200	0	52200	1.55	0	1.55	0	0.00	0	0.00	0
	TARUN GOEL			45150	0	0	45150	1.34	45150	0	45150	1.34	0	1.34	0	0.00	0	0.00	45000
	RUPESH BOTHRA	AMYP8788D		45000	0	0	45000	1.33	45000	0	45000	1.33	0	1.33	0	0.00	0	0.00	0
	SHANTI BOTHRA			45000	0	0	45000	1.33	45000	0	45000	1.33	0	1.33	0	0.00	0	0.00	0
	RITESH KUMAR PATAWARI			40275	0	0	40275	1.19	40275	0	40275	1.19	0	1.19	0	0.00	0	0.00	0
	RITIKA BARDIA			39600	0	0	39600	1.17	39600	0	39600	1.17	0	1.17	0	0.00	0	0.00	0
	ALKA NIGAM			35000	0	0	35000	1.04	35000	0	35000	1.04	0	1.04	0	0.00	0	0.00	0
	INDU PATAWARI			34500	0	0	34500	1.02	34500	0	34500	1.02	0	1.02	0	0.00	0	0.00	0
	PRAKASH CHAND PATAWARI			34500	0	0	34500	1.02	34500	0	34500	1.02	0	1.02	0	0.00	0	0.00	0
	AVANTIKA BARDIA			25875	0	0	25875	0.77	25875	0	25875	0.77	0	0.77	0	0.00	0	0.00	22500
	SWATI BOTHRA	AKAP86007G		22500	0	0	22500	0.67	22500	0	22500	0.67	0	0.67	0	0.00	0	0.00	22500
	BULBUA BOTHRA	AEZP82366P		22500	0	0	22500	0.67	22500	0	22500	0.67	0	0.67	0	0.00	0	0.00	22500
	JUGRAJ BOTHRA	ACUP83725F		22500	0	0	22500	0.67	22500	0	22500	0.67	0	0.67	0	0.00	0	0.00	22500
	BHANWAR DEVI BARMICHA	AAEP84112E		22500	0	0	22500	0.67	22500	0	22500	0.67	0	0.67	0	0.00	0	0.00	0
	CASBY PATAWARI			22500	0	0	22500	0.67	22500	0	22500	0.67	0	0.67	0	0.00	0	0.00	0
	ASHISH NIGAM	AKSP80530C		21000	0	0	21000	0.62	21000	0	21000	0.62	0	0.62	0	0.00	0	0.00	0
	SHANTI DEVI BARDIA			17000	0	0	17000	0.50	17000	0	17000	0.50	0	0.50	0	0.00	0	0.00	0
	GUNJAN GUPTA			12000	0	0	12000	0.36	12000	0	12000	0.36	0	0.36	0	0.00	0	0.00	11250
	CHANDMAL SURANA JAIN	AAEP83213H		11250	0	0	11250	0.33	11250	0	11250	0.33	0	0.33	0	0.00	0	0.00	11250
	DEEPAK JAIN	AAHP83323H		11250	0	0	11250	0.33	11250	0	11250	0.33	0	0.33	0	0.00	0	0.00	11250
	SURANA CHAND MAL HUF	AAAH81740H		7500	0	0	7500	0.22	7500	0	7500	0.22	0	0.22	0	0.00	0	0.00	5000
	KANISA SHARMA	BOTP82014C		7500	0	0	7500	0.22	7500	0	7500	0.22	0	0.22	0	0.00	0	0.00	5000
	KUMUD SHARMA	AYYP8001Q		7500	0	0	7500	0.22	7500	0	7500	0.22	0	0.22	0	0.00	0	0.00	7500
	HARI MOHAN SHARMA	AAKP86592G		7500	0	0	7500	0.22	7500	0	7500	0.22	0	0.22	0	0.00	0	0.00	0
	NIDHI JAIN	AAJP8031S		7500	0	0	7500	0.22	7500	0	7500	0.22	0	0.22	0	0.00	0	0.00	0
	PRADEEP KUMAR GUPTA KARTA OF			3000	0	0	3000	0.09	3000	0	3000	0.09	0	0.09	0	0.00	0	0.00	0
	TEJ KARAN BOTHRA			0	0	0	0	0.00	0	0	0	0.00	0	0.00	0	0.00	0	0.00	0
(b)	Central Government/State Government/s		0	0	0	0	0	0.00	0	0	0	0.00	0	0.00	0	0.00	0	0.00	0
(c)	Financial institutions/Banks		0	0	0	0	0	0.00	0	0	0	0.00	0	0.00	0	0.00	0	0.00	963185
(d)	Any Other (Specify)		0	0	0	0	0	0.00	0	0	0	0.00	0	0.00	0	0.00	0	0.00	0
	Sub Total (A)(1)		35	1476185	0	0	1476185	43.77	1476185	0	1476185	43.77	0	43.77	0	0.00	0	0.00	963185
2	Foreign						0	0.00	0	0	0	0.00	0	0.00	0	0.00	0	0.00	0
(a)	Individual/Non Resident Individual/Foreign Individual		0	0	0	0	0	0.00	0	0	0	0.00	0	0.00	0	0.00	0	0.00	0
(b)	Government		0	0	0	0	0	0.00	0	0	0	0.00	0	0.00	0	0.00	0	0.00	0
(c)	Institutions		0	0	0	0	0	0.00	0	0	0	0.00	0	0.00	0	0.00	0	0.00	0
(d)	Foreign Portfolio Investor		0	0	0	0	0	0.00	0	0	0	0.00	0	0.00	0	0.00	0	0.00	0
(e)	Any Other (Specify)		0	0	0	0	0	0.00	0	0	0	0.00	0	0.00	0	0.00	0	0.00	0
	Sub Total (A)(2)		0	0	0	0	0	0.00	0	0	0	0.00	0	0.00	0	0.00	0	0.00	0
	Total Shareholding of Promoter and Promoter Group		35	1476185	0	0	1476185	43.77	1476185	0	1476185	43.77	0	43.77	0	0.00	0	0.00	963185
	(A)-(A)(1)-(A)(2)																		




Table III - Statement showing shareholding pattern of the Public shareholder

	Category & Name of the Shareholders	PAN	Nos. of share older	No. of fully paid up equity shares held	Partly paid-up equity shares held	Nos. of shares underlying Depository Receipts	Total nos. shares held	Shareholding % calculate (in per SCR, 105 As a % of (A+B+C2)	Number of Voting Rights held in each class of securities			No. of Shares Underlying Outstanding convertible securities (including Warrants)	Total shareholding as a % assuming full conversion of convertible securities (as a percentage of diluted share capital)	Number of Locked in shares		Number of Shares pledged or otherwise encumbered		Number of equity shares held in dematerialized form	
									No of Voting Rights					Total as a % of Total Voting rights	No. (a)	As a % of total Shares held (b)	No. (Not applicable) (a)		As a % of total shares held (Not applicable) (b)
									Class X	Class Y	Total								
	(i)	(ii)	(iii)	(iv)	(v)	(vi)	(vii)=(iv)+(v)+(vi)	(viii)	(ix)			(x)	(xi)-(x)	(xii)	(xiii)	(xiv)			
1	Institutions																		
(a)	Mutual Fund		0	0	0	0	0	0.0000	0	0	0	0.0000	0	0.0000	0	0.0000	0	0.0000	0
(b)	Venture Capital Funds		0	0	0	0	0	0.0000	0	0	0	0.0000	0	0.0000	0	0.0000	0	0.0000	0
(c)	Alternate Investment Funds		0	0	0	0	0	0.0000	0	0	0	0.0000	0	0.0000	0	0.0000	0	0.0000	0
(d)	Foreign Venture Capital Investor		0	0	0	0	0	0.0000	0	0	0	0.0000	0	0.0000	0	0.0000	0	0.0000	0
(e)	Foreign Portfolio Investors		0	0	0	0	0	0.0000	0	0	0	0.0000	0	0.0000	0	0.0000	0	0.0000	0
(f)	Financial Institutions/Banks		0	0	0	0	0	0.0000	0	0	0	0.0000	0	0.0000	0	0.0000	0	0.0000	0
(g)	Insurance Companies		0	0	0	0	0	0.0000	0	0	0	0.0000	0	0.0000	0	0.0000	0	0.0000	0
(h)	Provident Fund/Pensions Funds		0	0	0	0	0	0.0000	0	0	0	0.0000	0	0.0000	0	0.0000	0	0.0000	0
(i)	Any Other Specify		0	0	0	0	0	0.0000	0	0	0	0.0000	0	0.0000	0	0.0000	0	0.0000	0
	Sub Total (B(1))		0	0	0	0	0	0.0000	0	0	0	0.0000	0	0.0000	0	0.0000	0	0.0000	0
2	Central Government/State Government/President of India		0	0	0	0	0	0.0000	0	0	0	0.0000	0	0.0000	0	0.0000	0	0.0000	0
	Sub Total (B(2))		0	0	0	0	0	0.0000	0	0	0	0.0000	0	0.0000	0	0.0000	0	0.0000	0
3	Non-Institutions																		
(a)	1. Individual Shareholders holding Nominal Share Capital Up to 2 Lacs		434	370485	0		370485	10.9839	370485	370485	10.9839	0	10.9839	0	0.0000	0	0.0000	157036	
	2. Individual Shareholders holding Nominal Share Capital Above 2 Lacs		22	1100279	0		1100279	32.6204	1100279	1100279	32.6204	0	32.6204	0	0.0000	0	0.0000	852279	
	ROHTASH KUMAR	AHD90291R		90000	0		90000	2.6683	90000	90000	2.6683	0	2.6683	0	0.0000	0	0.0000	90000	
	MEGHNA HASIA	AESP9043J		90000	0		90000	2.6683	90000	90000	2.6683	0	2.6683	0	0.0000	0	0.0000	90000	
	RAJIV HASIA	AJWP94341R		80000	0		80000	2.3718	80000	80000	2.3718	0	2.3718	0	0.0000	0	0.0000	80000	
	BASANTI DEVI NAHATA	ABRN6486H		70000	0		70000	2.0753	70000	70000	2.0753	0	2.0753	0	0.0000	0	0.0000	70000	
	DAMAN ARORA	AMCP9998D		60000	0		60000	1.7788	60000	60000	1.7788	0	1.7788	0	0.0000	0	0.0000	60000	
	RAVINDER KUMAR TANWAR	AJWP7233P		60000	0		60000	1.7788	60000	60000	1.7788	0	1.7788	0	0.0000	0	0.0000	60000	
	SANJEEV CHOPRA KARTA OF			60000	0		60000	1.7788	60000	60000	1.7788	0	1.7788	0	0.0000	0	0.0000	0	
	MRS SAROJ CHOPRA			60000	0		60000	1.7788	60000	60000	1.7788	0	1.7788	0	0.0000	0	0.0000	0	
	HARBIR KHATRI			60000	0		60000	1.7788	60000	60000	1.7788	0	1.7788	0	0.0000	0	0.0000	0	
	USHARANI ARORA	AAEP5414G		50000	0		50000	1.4824	50000	50000	1.4824	0	1.4824	0	0.0000	0	0.0000	50000	
	RAJIV BOTHRA	ACKP80905F		45000	0		45000	1.3341	45000	45000	1.3341	0	1.3341	0	0.0000	0	0.0000	45000	
	RIPI ARORA	AAEP82397R		45000	0		45000	1.3341	45000	45000	1.3341	0	1.3341	0	0.0000	0	0.0000	0	
	MEGHANA HASIA			45000	0		45000	1.3341	45000	45000	1.3341	0	1.3341	0	0.0000	0	0.0000	0	
	RAJIV HASIA			40000	0		40000	1.1859	40000	40000	1.1859	0	1.1859	0	0.0000	0	0.0000	0	
	SANGEETA ARORA	AAEP5416E		39166	0		39166	1.1612	39166	39166	1.1612	0	1.1612	0	0.0000	0	0.0000	39166	
	SARTHA K KHATTAR	BVCP6732D		35000	0		35000	1.0377	35000	35000	1.0377	0	1.0377	0	0.0000	0	0.0000	35000	
	SHANTI DEVI BARDIA	ADEP85343A		34000	0		34000	1.0260	34000	34000	1.0260	0	1.0260	0	0.0000	0	0.0000	34000	
(b)	NBFCs Registered with RBI		0	0	0	0	0	0.0000	0	0	0.0000	0	0.0000	0	0.0000	0	0.0000	0	
(c)	Employee Trusts		0	0	0	0	0	0.0000	0	0	0.0000	0	0.0000	0	0.0000	0	0.0000	0	
(d)	Any other (Specify)		0	0	0	0	0	0.0000	0	0	0.0000	0	0.0000	0	0.0000	0	0.0000	0	
(e)	Bodies Corporate		14	301691	0		301691	8.9444	301691	301691	8.9444	0	8.9444	0	0.0000	0	0.0000	301691	
	PANCHSHEEL SECURITIES PVT LTD	AACCP0248C		90000	0		90000	2.6683	90000	90000	2.6683	0	2.6683	0	0.0000	0	0.0000	90000	
	MINIMUM SHARES AND SECURITIES PRIVATE LIMITED	AAGCM0970Q		68000	0		68000	2.0160	68000	68000	2.0160	0	2.0160	0	0.0000	0	0.0000	68000	
	KHATUSHYAM SHARES AND SECURITIES PRIVATE LIMITED	AAECK1078K		60000	0		60000	1.7788	60000	60000	1.7788	0	1.7788	0	0.0000	0	0.0000	60000	
(e2)	Non Resident Indians		0	0	0	0	0	0.0000	0	0	0.0000	0	0.0000	0	0.0000	0	0.0000	0	
(e3)	Resident Indian Iuf		25	124315	0		124315	3.6856	124315	124315	3.6856	0	3.6856	0	0.0000	0	0.0000	124315	
(e4)	Trusts		3	20	0		20	0.0006	20	20	0.0006	0	0.0006	0	0.0000	0	0.0000	20	
(e5)	Clearing Members/House		0	0	0	0	0	0.0000	0	0	0.0000	0	0.0000	0	0.0000	0	0.0000	0	
(e6)	Foreign Companies		0	0	0	0	0	0.0000	0	0	0.0000	0	0.0000	0	0.0000	0	0.0000	0	
(e7)	HEPF		0	0	0	0	0	0.0000	0	0	0.0000	0	0.0000	0	0.0000	0	0.0000	0	
(e8)	Escrow Account		0	0	0	0	0	0.0000	0	0	0.0000	0	0.0000	0	0.0000	0	0.0000	0	
(e9)	Others		0	0	0	0	0	0.0000	0	0	0.0000	0	0.0000	0	0.0000	0	0.0000	0	
	Sub Total (B(3))		497	1896790	0		1896790	56.2349	1896790	1896790	56.2349	0	56.2349	0	0.0000	0	0.0000	1418340	
	Total Public Shareholding (B)-(B(1)+(B(2)+B(3))		497	1896790	0		1896790	56.2349	1896790	1896790	56.2349	0	56.2349	0	0.0000	0	0.0000	1418340	



Table IV - Statement showing shareholding pattern of the Non Promoter- Non Public shareholder


Category & Name of the Shareholders	PAN	No. of shareholder	No. of fully paid up equity shares held	Partly paid-up equity shares held	Nos. of shares underlying Depository Receipts	Total no. shares held	Shareholding % calculated as per SCRR, 1957 As a % of (A+B+C2)	Number of Voting Rights held in each class of securities				No. of Shares Underlying Outstanding convertible securities (including Warrants)	Total shareholding, as a % assuming full conversion of convertible securities (as a percentage of diluted share capital)	Number of Locked in shares		Number of Shares pledged or otherwise encumbered		Number of equity shares held in dematerialized form (Not Applicable)	
								No of Voting Rights			Total as a % of Total Voting rights			No.	As a % of total Shares held	No. (Not applicable)	As a % of total shares held (Not applicable)		
								Class X	Class Y	Total									
(i)	(ii)	(iii)	(iv)	(v)	(vi)	(vii)=(iv)+(v)+(vi)	(viii)	(ix)				(x)	(xi)=(vii)+(x)	(xii)		(xiii)	(xiv)		
C1	Custodian/DR Holder		0	0	0	0	0	0	0	0	0	0.00	0	0	0	0.00	0	0.00	0
C2	Employees Benefit Trust (Under SEBI (Share Based Employees Benefit Regulation 2014)		0	0	0	0	0	0	0	0	0	0.00	0	0	0	0.00	0	0.00	0
Total Non Promoter Non Public Shareholding (C)= (C1)+(C2)			0	0	0	0	0	0	0	0	0	0.00	0	0	0	0.00	0	0.00	0




(el)	Bodies Corporate										
Sr.No	Pan Number	Name of Shareholders	FP -Shares	PP- Shares	Total Shares	%age	Nom.Value	Debentures	Code	Category	
1	AACCP0248C	PANCHSHEEL SECURITIES PVT LTD	90000	0	90000	2.6683	900000.00	0	B3E1	BODIES CORPORATE-DOMESTIC	
2	AAGCM0970Q	MINIMUM SHARES AND SECURITIES PRIVATE LIMITED	68000	0	68000	2.0160	680000.00	0	B3E1	BODIES CORPORATE-DOMESTIC	
3	AAECK1078K	KHATUSHYAM SHARES AND SECURITIES PRIVATE LIMITED	60000	0	60000	1.7788	600000.00	0	B3E1	BODIES CORPORATE-DOMESTIC	
4	AAACUI214B	UTSAV SECURITIES PRIVATE LIMITED	32691	0	32691	0.9692	326910.00	0	B3E1	BODIES CORPORATE-DOMESTIC	
5	AAACH0604A	HILLRIDGE INVESTMENTS LIMITED	17620	0	17620	0.5224	176200.00	0	B3E1	BODIES CORPORATE-DOMESTIC	
6	AADCA5834G	AVAIL FINANCIAL SERVICES LIMITED	14763	0	14763	0.4377	147630.00	0	B3E1	BODIES CORPORATE-DOMESTIC	
7	AABCS6547E	SRI ENDRASH INVESTMENT AND FINANCE PVT LTD	14515	0	14515	0.4303	145150.00	0	B3E1	BODIES CORPORATE-DOMESTIC	
8	AABCK5190K	KARVY STOCK BROKING LIMITED	2600	0	2600	0.0771	26000.00	0	B3E1	BODIES CORPORATE-DOMESTIC	
9	AAACT0610Q	TRANSNATIONAL GROWTH FUND LIMITED	952	0	952	0.0282	9520.00	0	B3E1	BODIES CORPORATE-DOMESTIC	
10	AANCA5576H	ANEKVARNA TRADING PRIVATE LIMITED	500	0	500	0.0148	5000.00	0	B3E1	BODIES CORPORATE-DOMESTIC	
11	AAACF8207B	FASHIONS BRANDS (INDIA) PRIVATE LIMITED	20	0	20	0.0006	200.00	0	B3E1	BODIES CORPORATE-DOMESTIC	
12	AAKCA0496K	ATP PROJECTS PRIVATE LIMITED	10	0	10	0.0003	100.00	0	B3E1	BODIES CORPORATE-DOMESTIC	
13	AADCS5326D	SURABHI TOWER'S PVT.LTD.	10	0	10	0.0003	100.00	0	B3E1	BODIES CORPORATE-DOMESTIC	
14	AADCM7444E	MAG IMPEX PVT LTD	10	0	10	0.0003	100.00	0	B3E1	BODIES CORPORATE-DOMESTIC	
	Total				301691	8.9444	3016910	0			




(c3)	HUF									
Sr.No	Pan Number	Name of Shareholders	FP Shares	PP Shares	Total Shares	%age	Nom.Value	Debentures	Code	Category
1	AAAHV3120Q	VINOD KUMAR	31000	0	31000	0.9191	310000.00	0	B3E3	RESIDENT HUF /APOS
2	AAJHSI015C	SUBHASH KHATTAR (HUF)	28000	0	28000	0.8301	280000.00	0	B3E3	RESIDENT HUF /APOS
3	AAKHA7723G	ANKUR GUPTA HUF	12500	0	12500	0.3706	125000.00	0	B3E3	HUF /APOS
4	AAFHN6836G	NITIN GUPTA HUF	11900	0	11900	0.3528	119000.00	0	B3E3	RESIDENT HUF /APOS
5	AAHHP6005P	PRAKASH JAIN BARMECHA	11250	0	11250	0.3335	112500.00	0	B3E3	HUF /APOS
6	AASHS3664Q	SHIV KUMAR HUF	7735	0	7735	0.2293	77350.00	0	B3E3	HUF /APOS
7	AAQHS0079H	SACHIN GUPTA HUF	6000	0	6000	0.1779	60000.00	0	B3E3	HUF /APOS
8	AALHP0444G	PANKAJ GUPTA HUF	5400	0	5400	0.1601	54000.00	0	B3E3	HUF /APOS
9	AAKHA7721E	ANKIT GUPTA HUF	5295	0	5295	0.1570	52950.00	0	B3E3	RESIDENT HUF /APOS
10	AABHN9656C	NAVEEN GOEL HUF	3750	0	3750	0.1112	37500.00	0	B3E3	HUF /APOS
11	AAAHP2123D	PRADEEP KUMAR GUPTA HUF	1260	0	1260	0.0374	12600.00	0	B3E3	HUF /APOS
12	AADHB8247F	BIMAL KUMAR JAIN	25	0	25	0.0007	250.00	0	B3E3	RESIDENT HUF /APOS
13	AAHHS5731H	SUBHASH L BAJAJ HUF	20	0	20	0.0006	200.00	0	B3E3	RESIDENT HUF /APOS
14	AAFHS9469E	SITARAM SINGHANIA	20	0	20	0.0006	200.00	0	B3E3	RESIDENT HUF /APOS
15	AAFHS1611E	SHREE BHAGWAN MOR	20	0	20	0.0006	200.00	0	B3E3	HUF /APOS
16	AAEHG3986R	GOVIND PATODIA HUF	20	0	20	0.0006	200.00	0	B3E3	RESIDENT HUF /APOS
17	AADHV8937L	V P GUPTA HUF	20	0	20	0.0006	200.00	0	B3E3	RESIDENT HUF /APOS
18	AADHA4162J	AGARWAL SHYAMSUNDAR SUBKARAN	20	0	20	0.0006	200.00	0	B3E3	RESIDENT HUF /APOS
19	AACHH7581P	HARIPRASAD DWARKAPRASAD KARIWALA	20	0	20	0.0006	200.00	0	B3E3	RESIDENT HUF /APOS
20	AAUHS2123N	SANDEEP SARAF (HUF)	10	0	10	0.0003	100.00	0	B3E3	RESIDENT HUF /APOS
21	AAKHP8879E	PURUSHOTTAM LAL SARAF (HUF)	10	0	10	0.0003	100.00	0	B3E3	RESIDENT HUF /APOS
22	AAKHA2655P	ADITYA SARAF HUF	10	0	10	0.0003	100.00	0	B3E3	RESIDENT HUF /APOS
23	AAJHA6005J	ASHISH SARAF HUF	10	0	10	0.0003	100.00	0	B3E3	HUF /APOS
24	AAEHD5637A	DILIP KUMAR NAHATA	10	0	10	0.0003	100.00	0	B3E3	RESIDENT HUF /APOS
25	AACHH4087A	HANUMAN PRASAD SARAF HUF	10	0	10	0.0003	100.00	0	B3E3	RESIDENT HUF /APOS
	Total				124315	3.6856	1243150	0		



(e4) TRUST										
Sr.No	Pan Number	Name of Shareholders	FP-Shares	PP-Shares	Total Shares	%age	NomValue	Debentures	Code	Category
1	AACTP4393F	PIA NAHATA CHAKRAVARTY BENEFICIARY TRUST	10	0	10	0.0003	100	0	B3E4	TRUSTS
2	AABTV7738D	PINKY NAHATA	10	0	10	0.0003	100	0	B3E4	RESIDENT INDIVIDUAL-NEGATIVE NOMINATIONS
Total					20	0.0006	200	0		



Individual Shareholders Holding Nominal Share Capital Above Rs. 2 Lac										
Sr.No	Pan Number	Name of Shareholders	FP -Shares	PP- Shares	Total Shares	%age	Nom.Value	Debentures	Code	Category
1	ANDPK0291R	ROHTASH KUMAR	90000	0	90000	2.6683	900000	0	B3A	RESIDENT INDIAN
2	AESPH3043J	MEGHNA HASIJA	90000	0	90000	2.6683	900000	0	B3A	RESIDENT ORDINARY
3	AAWPH4341R	RAJIV HASIJA	80000	0	80000	2.3718	800000	0	B3A	RESIDENT ORDINARY
4	ABRPN6486H	BASANTI DEVI NAHATA	70000	0	70000	2.0753	700000	0	B3A	RESIDENT INDIAN
5	AMCPA9998D	DAMAN ARORA	60000	0	60000	1.7788	600000	0	B3A	RESIDENT ORDINARY
6	AIWPT2933P	RAVINDER KUMAR TANWAR	60000	0	60000	1.7788	600000	0	B3A	RESIDENT INDIAN
7	Not Available	SANJEEV CHOPRA KARTA OF	60000	0	60000	1.7788	600000	0	B3A	RESIDENT INDIAN
8	Not Available	MRS SAROJ CHOPRA	60000	0	60000	1.7788	600000	0	B3A	RESIDENT INDIAN
9	Not Available	HARBIR KHATRI	60000	0	60000	1.7788	600000	0	B3A	RESIDENT INDIAN
10	AAEPA5414G	USHA RANI ARORA	50000	0	50000	1.4824	500000	0	B3A	RESIDENT ORDINARY
11	ACKPB0905F	RAJIV BOTHRA	45000	0	45000	1.3341	450000	0	B3A	RESIDENT ORDINARY
12	AAEPB2397R	RIPI ARORA	45000	0	45000	1.3341	450000	0	B3A	RESIDENT INDIVIDUAL-NEGATIVE NOMINATIONS
13	Not Available	MEGHANA HASIJA	45000	0	45000	1.3341	450000	0	B3A	RESIDENT INDIAN
14	Not Available	RAJIV HASIJA	40000	0	40000	1.1859	400000	0	B3A	RESIDENT INDIAN
15	AAEPA5416E	SANGEETA ARORA	39166	0	39166	1.1612	391660	0	B3A	RESIDENT ORDINARY
16	BVQPK6732D	SARTHAK KHATTAR	35000	0	35000	1.0377	350000	0	B3A	RESIDENT ORDINARY
17	ADEPB5343A	SHANTI DEVI BARDIA	34000	0	34000	1.0080	340000	0	B3A	RESIDENT INDIAN
18	AHLPK0342H	VEENA KHATTAR	32000	0	32000	0.9487	320000	0	B3A	RESIDENT ORDINARY
19	AEJPP0165J	YOGESH PATAWARI	30000	0	30000	0.8894	300000	0	B3A	RESIDENT INDIAN
20	AAIPK8492Q	NEERU KHATTAR	26960	0	26960	0.7993	269600	0	B3A	RESIDENT ORDINARY
21	AAGPK9610A	VINOD KHATTAR	25653	0	25653	0.7605	256530	0	B3A	RESIDENT ORDINARY
22	AFBPP3256P	NORAT MAL JAIN	22500	0	22500	0.6671	225000	0	B3A	RESIDENT INDIAN
	Total				1100279	32.6204	11002790	0		



TARINI ENTERPRISES LIMITED

DISTRIBUTION OF 3372975 EQUITY SHARE CAPITAL AS ON :30/06/2021

PAN CONSOLIDATION

Share or Debenture holding Nominal Value (Rs.)	Number of Shareholders	% to Total Numbers	Share or Debenture holding Amount (Rs.)	% to Total Amount
1	2	3	4	5
Up To 5,000	406	76.32	66500.00	0.20
5001 To 10,000	4	0.75	27520.00	0.08
10001 To 20,000	9	1.69	113400.00	0.34
20001 To 30,000	6	1.13	170000.00	0.50
30001 To 40,000	1	0.19	37500.00	0.11
40001 To 50,000	3	0.56	142500.00	0.42
50001 To 1,00,000	26	4.89	1841400.00	5.46
1,00,000 and Above	77	14.47	31330930.00	92.89
Total	532	100.00	33729750.00	100.00

PAN CONSOLIDATION				
No. of Shares or Debentures	Number of Shareholders	% to Total Numbers	Share or Debenture Held	% to Holding
1	2	3	4	5
Up To 500	406	76.32	6650.00	0.20
501 To 1000	4	0.75	2752.00	0.08
1001 To 2000	9	1.69	11340.00	0.34
2001 To 3000	6	1.13	17000.00	0.50
3001 To 4000	1	0.19	3750.00	0.11
4001 To 5000	3	0.56	14250.00	0.42
5001 To 10000	26	4.89	184140.00	5.46
10000 and Above	77	14.47	3133093.00	92.89
Total	532	100.00	3372975.00	100.00

WITHOUT PAN CONSOLIDATION				
Share or Debenture holding Nominal Value (Rs.)	Number of Shareholders	% to Total Numbers	Share or Debenture holding Amount (Rs.)	% to Total Amount
1	2	3	4	5
Up To 5,000	412	74.91	66500.00	0.20
5001 To 10,000	4	0.73	27520.00	0.08
10001 To 20,000	9	1.64	113400.00	0.34
20001 To 30,000	10	1.82	267000.00	0.79
30001 To 40,000	5	0.91	187500.00	0.56
40001 To 50,000	6	1.09	292500.00	0.87
50001 To 1,00,000	29	5.27	2066400.00	6.13
1,00,000 and Above	75	13.64	30708930.00	91.04
Total	550	100.00	33729750.00	100.00

WITHOUT PAN CONSOLIDATION (SHARES)				
No. of Shares or Debentures	Number of Shareholders	% to Total Numbers	Share or Debenture Holding	% to Total Shareholding
1	2	3	4	5
Up To 500	412	74.91	6650.00	0.20
501 To 1000	4	0.73	2752.00	0.08
1001 To 2000	9	1.64	11340.00	0.34
2001 To 3000	10	1.82	26700.00	0.79
3001 To 4000	5	0.91	18750.00	0.56
4001 To 5000	6	1.09	29250.00	0.87
5001 To 10000	29	5.27	206640.00	6.13
10000 and Above	75	13.64	3070893.00	91.04
Total	550	100.00	3372975.00	100.00



Table V - Statement Showing Details of Significant beneficial Owners (SBOs)

Sr .No.	Details of the SBO			Details of the Registered Owner			Details of Holding/ exercise of right of the SBO in the reporting company, Whether direct or Indirect		Date of creation/ acquisition of significant beneficial interest	
	(I)			(II)			(III)			(IV)
	Name	PAN/Passport No. in case of a foreign national	Nationality	Name	PAN/Passport No. in case of a foreign national	Nationality	Whether by Virtue of :			
							Shares	%		
							Voting Rights	%		
							Rights of distributable dividend or any other distribution	%		
							Exercise of control			
							Exercise of significant influence			

* In case the nature of the holding/ exercise of the right of a SBO falls under multiple categories specified under (a) to (e) under Column III, multiple rows for the same SBO shall be inserted ...accordingly for each of the categories.

* This column shall have the details as specified by the listed entity under Form No. BEN-2 as submitted to the Registrar.

